

GSTF80 Spring Loaded Stainless Steel Draw Latch

Features

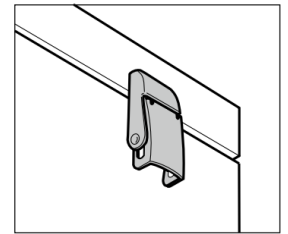
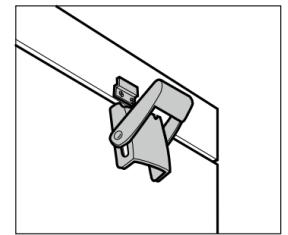
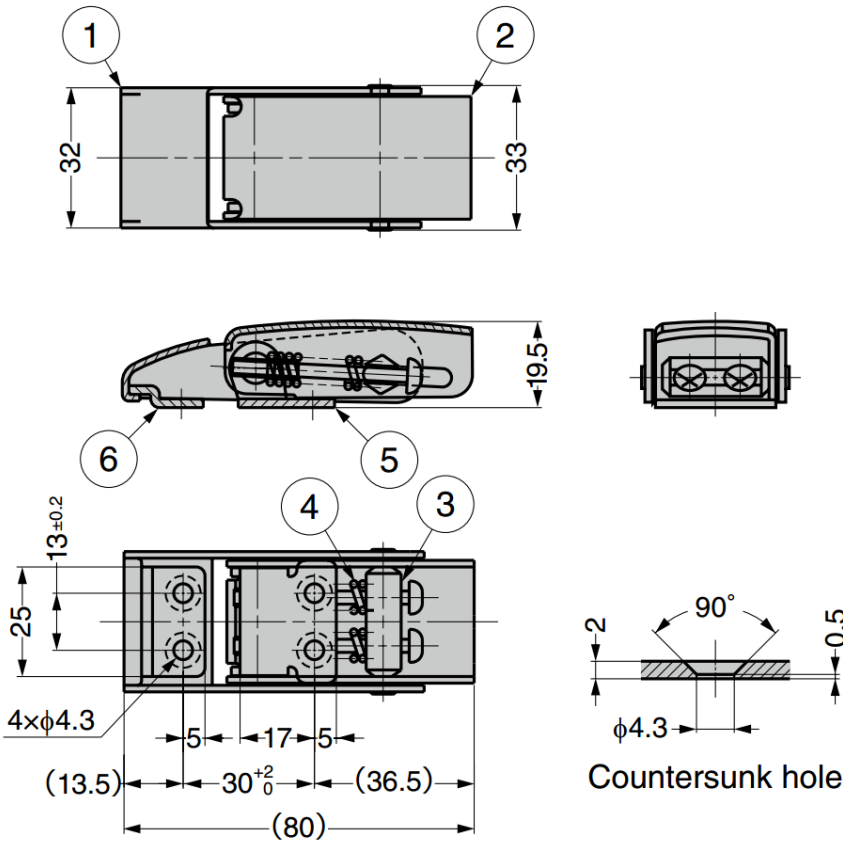
- Spring loaded latch provides constant holding tension for secure latching

Notes

- Clamping force may vary depending on application environment

Recommended Screws

- M4 countersunk head screw



No.	Part Name	Material	Finish
①	Body A	Stainless Steel (SUS304)	Satin finish
②	Body B		
③	Shaft		-
④	Spring		Barrel Polished
⑤	Mounting Plate		Satin finish
⑥	Strike		

Part No.	Clamping Force		Load Capacity	
GSTF80	58.8 N	6 kg	784 N	80 kg